

STUDENT SATISFACTION SURVEY

Student Satisfaction Survey for the Academic Year June 2020-2021

* Required

1. Email *

2. 1. Name *

3. 2. Class *

4. 3. Register Number *

5. 4. Year of Admission *

6. 5. How much of the syllabus was covered in Offline Class? *

Mark only one oval.

- 85-100%
- 70-84%
- 69-54%
- 30-54%
- Below 30%

7. 6. How much of the syllabus was covered in Online Class?

Mark only one oval.

- 85-100%
- 70-84%
- 69-54%
- 30-54%
- Below 30%

8. 7. How well did the teachers prepare for Offline and Online classes? *

Mark only one oval.

- Thoroughly
- Satisfactorily
- Poorly

9. 8. How effective was the Online classroom and Offline classroom communication? *

Mark only one oval.

- Always effective
- Sometimes effective
- Not effective

10. 9. Fairness of the Offline and Online internal evaluation process by the teachers *

Mark only one oval.

- Always Fair
- Moderate
- unfair

11. 10. Was your performance in assignments discussed with you?

Mark only one oval.

- Always
- Sometimes
- Never

12. 11. The institute has taken active interest in promoting Project work, field visit opportunities for students in the pre-COVID era. *

Mark only one oval.

- Strongly agree
- Agree
- Partially agree
- Disagree

13. 12. Teachers inform you about your expected competencies, course outcomes and programme outcomes *

Mark only one oval.

- Always
 Sometimes
 Never

14. 13. Your mentor gives necessary follow-up with an assigned task to you *

Mark only one oval.

- Regularly
 Sometimes
 Never

15. 14. The teachers illustrate the concepts through examples and applications *

Mark only one oval.

- Always
 Sometimes
 Never

16. 15. Teachers are able to identify your weaknesses and help you overcome them *

Mark only one oval.

- Always
 Sometimes
 Never

17. 16. Teachers encourage you to participate in Offline and Online extracurricular activities. *

Mark only one oval.

- Strongly agree
- Agree to some extent
- Disagree

18. 17. The institute/teachers use student centric methods, such as experiential learning, participative learning and problem solving methodologies for enhancing learning experience *

Mark only one oval.

- To a great extent
- Moderate
- Not at all

19. 18. What percentage of teachers use ICT tools such as LCD Projector, Multimedia, Online technology etc while teaching *

Mark only one oval.

- Above 90%
- 70-89%
- 50-69%
- 30-49%
- Below 29%

20. 19. The teacher identify your strengths and encourage you with providing right level of challenges. *

Mark only one oval.

- All the teachers
- Some teachers
- Nobody

21. 20. The Overall quality of teaching-learning process in your institute is very good *

Mark only one oval.

- Strongly agree
- Agree partly
- Disagree

22. 21. Your faculty encourage & lead you for higher level of learning. *

Mark only one oval.

- Agree
- Partially agree
- Disagree

This content is neither created nor endorsed by Google.

Google Forms

STUDENT SATISFACTION SURVEY

293 responses

[Publish analytics](#)

1. Name

293 responses

Jaison Dsouza

Muhammed Sinan

Mohammed saifuddin

Afeefath sumayya


Mohammad rilwan

Jazima

Renil Dsouza

Um salman farish

Salma Maushoofa



2. Class

293 responses

3rd FND

2nd FND

2nd fnd

2nd BHS

2nd bhs

1st FND

III BCOM B

2nd b.com

3rd Bsc FND



3. Register Number

293 responses

185881026

191802986

191801420

185881078

203001533212

203001533149

203001533175

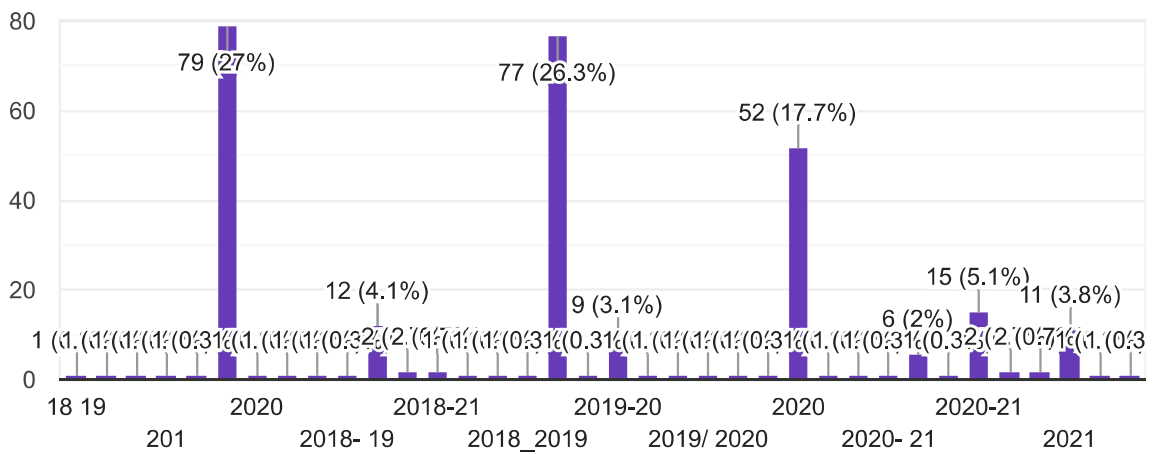
203001533198

203001533192



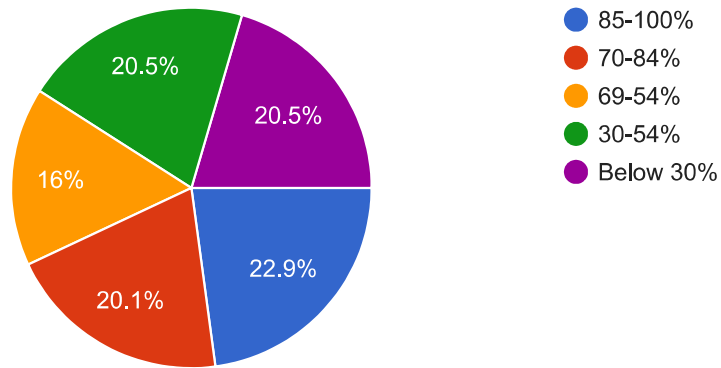
4. Year of Admission

293 responses



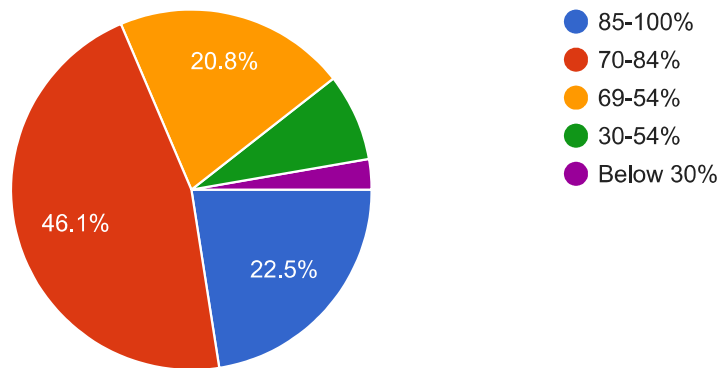
5. How much of the syllabus was covered in Offline Class?

293 responses



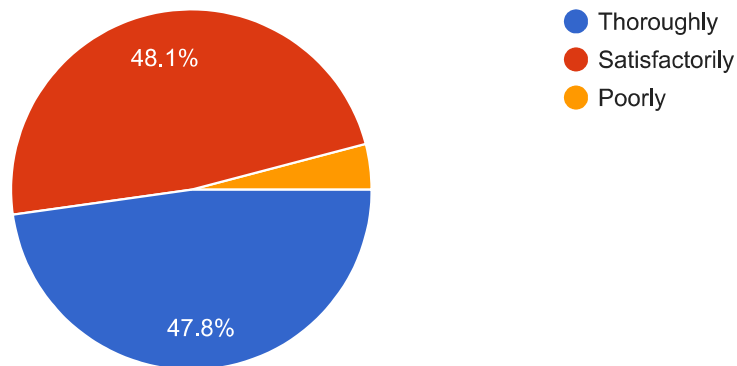
6. How much of the syllabus was covered in Online Class?

293 responses



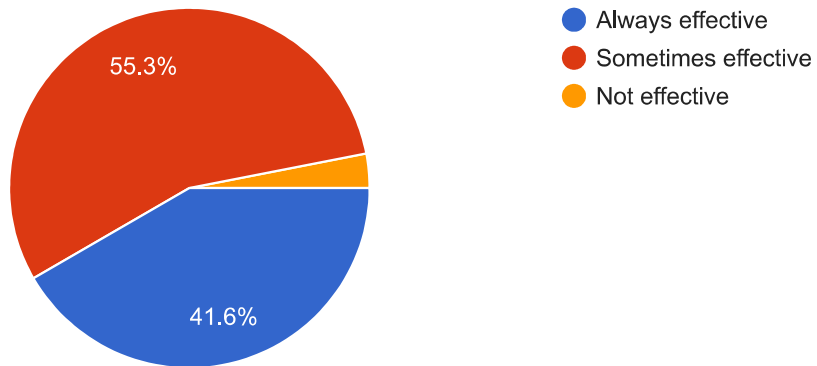
7. How well did the teachers prepare for Offline and Online classes?

293 responses



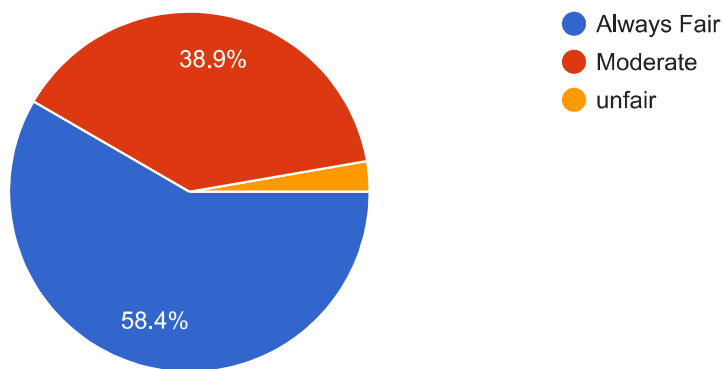
8. How effective was the Online classroom and Offline classroom communication?

293 responses



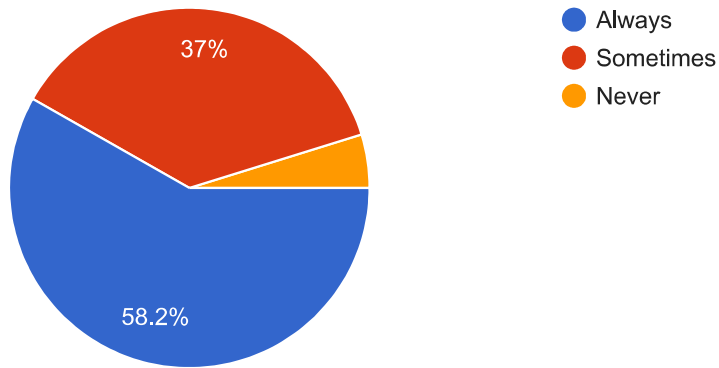
9. Fairness of the Offline and Online internal evaluation process by the teachers

293 responses




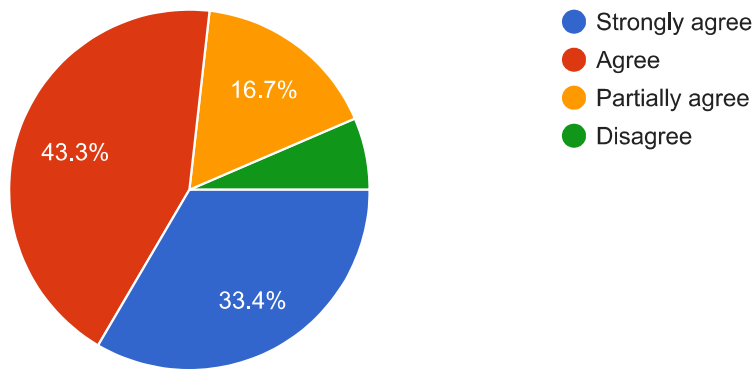
10. Was your performance in assignments discussed with you?

292 responses



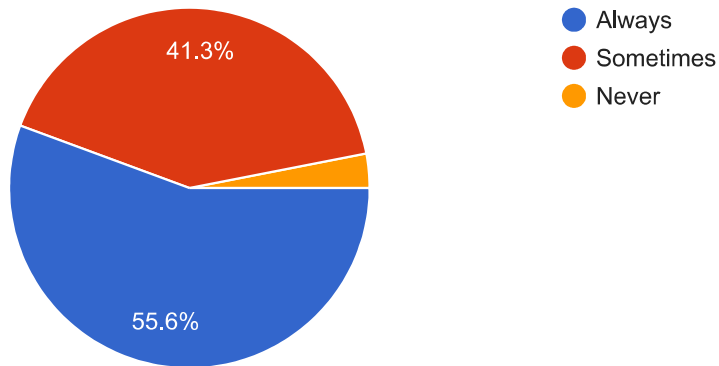
11. The institute has taken active interest in promoting Project work, field visit opportunities for students in the pre-COVID era.

293 responses



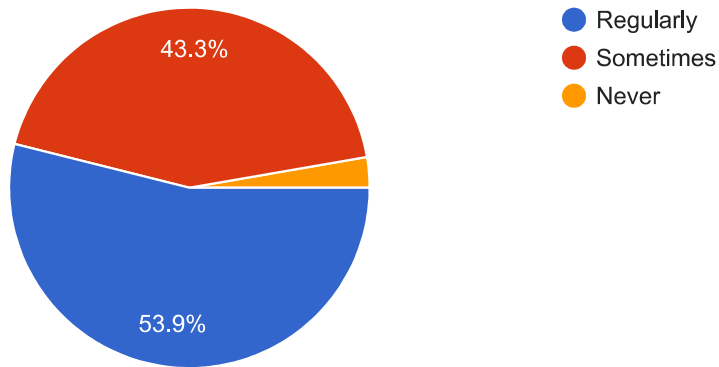
12. Teachers inform you about your expected competencies, course outcomes and programme outcomes

293 responses



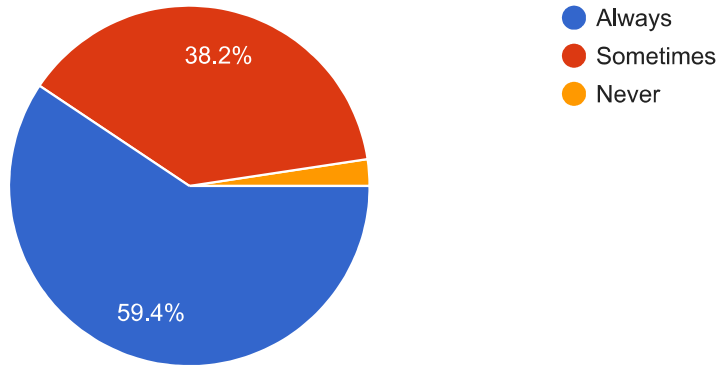
13. Your mentor gives necessary follow-up with an assigned task to you

293 responses



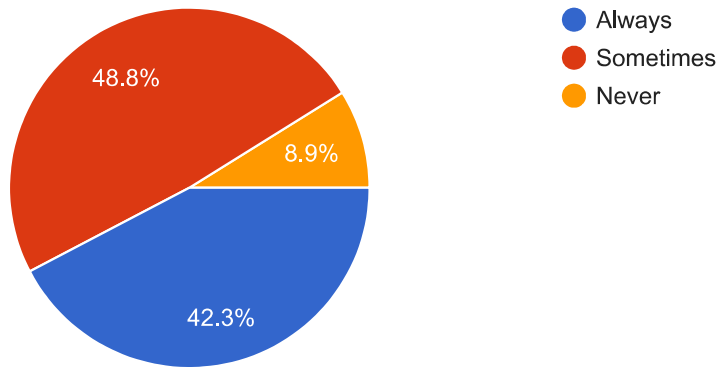
14. The teachers illustrate the concepts through examples and applications

293 responses



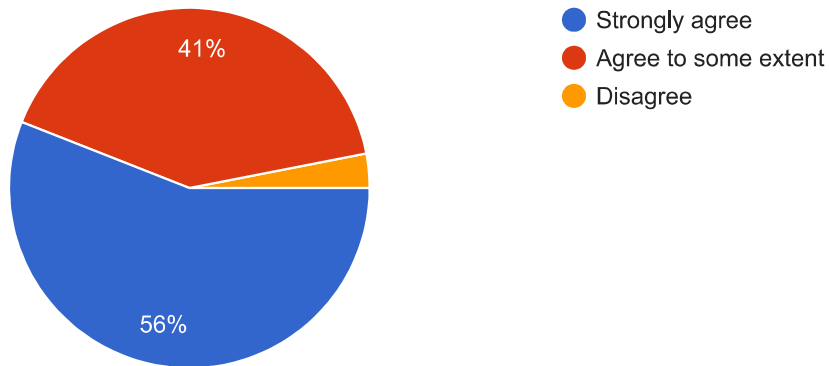
15. Teachers are able to identify your weaknesses and help you overcome them

293 responses



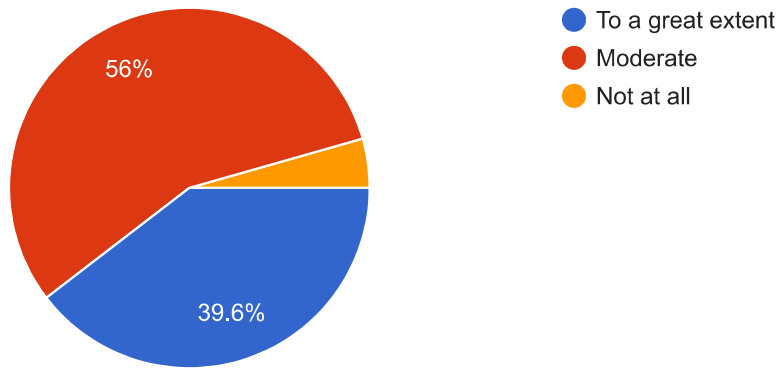
16. Teachers encourage you to participate in Offline and Online extracurricular activities.

293 responses



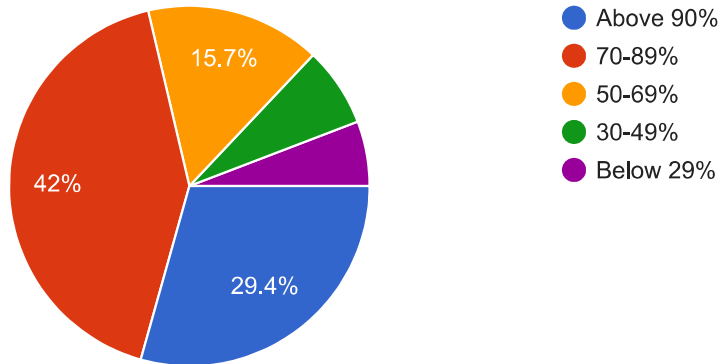
17. The institute/teachers use student centric methods, such as experiential learning, participative learning and problem solving methodologies for enhancing learning experience

293 responses



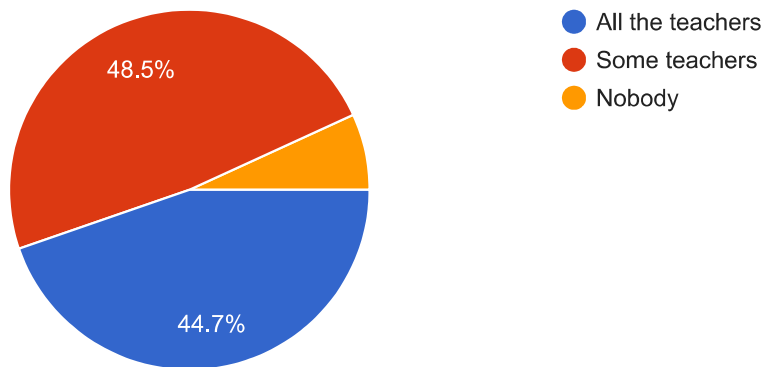
18. What percentage of teachers use ICT tools such as LCD Projector, Multimedia, Online technology etc while teaching

293 responses



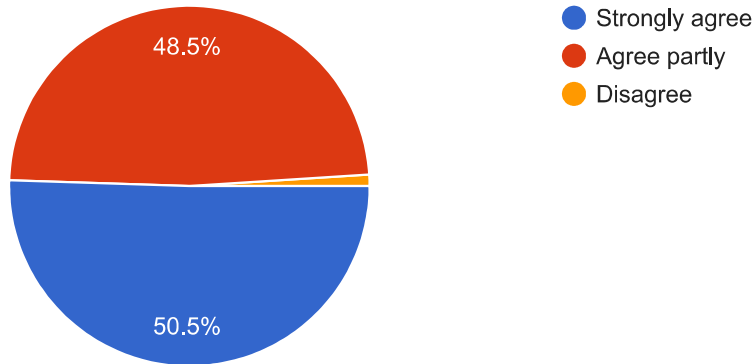
19. The teacher identify your strengths and encourage you with providing right level of challenges.

293 responses



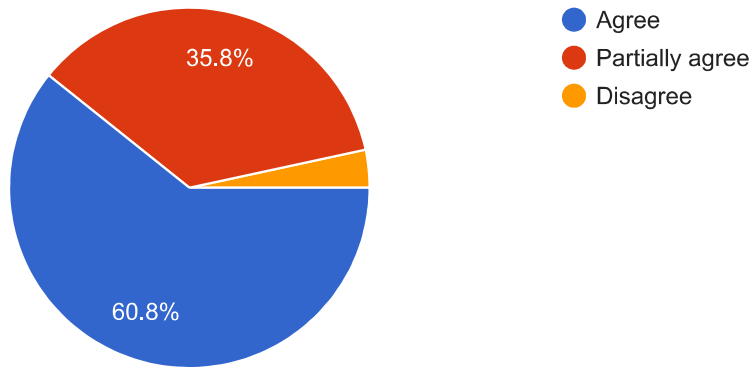
20. The Overall quality of teaching-learning process in your institute is very good

293 responses



21. Your faculty encourage & lead you for higher level of learning.

293 responses



This content is neither created nor endorsed by Google. [Report Abuse](#) - [Terms of Service](#) - [Privacy Policy](#).

Google Forms

